


How to get onto Tapestry
online learning journal.

https://tapestryjournal.com



The screenshot shows a web browser window with the title "Tapestry - Login". The address bar displays "https://tapestryjournal.com". The browser's tab bar shows several open tabs, including "The Foundation Stage Forum Ltd. [GB]", "Autism Teaching Stra...", "SCARF", "Whole School SEND", "Revised EYFS Observ...", "Teaching for mastery", "mrmcmakingmemori...", "Early Years Foundatio...", "Choose an activity", and "Your Sun Safety Polic...".

The main content area features the Tapestry logo, which consists of a grid of colored lines (green, yellow, blue, purple) to the left of the text "TAPESTRY ONLINE LEARNING JOURNAL". Below the logo is a login form with the following elements:

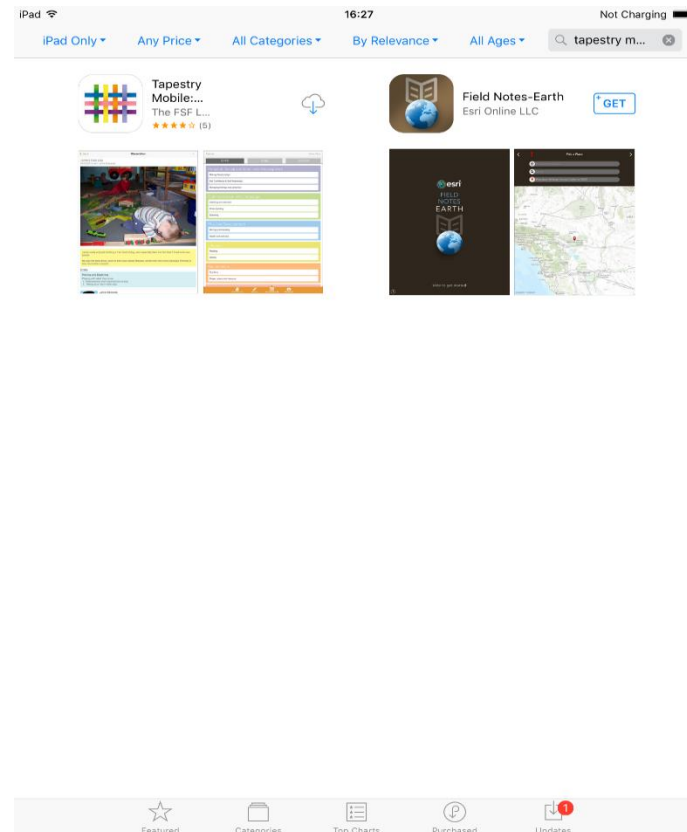
- Email address**: A text input field.
- Password**: A text input field.
- Log-in**: A blue button.
- Having trouble logging in?**: A link.

Below the login form are two buttons:

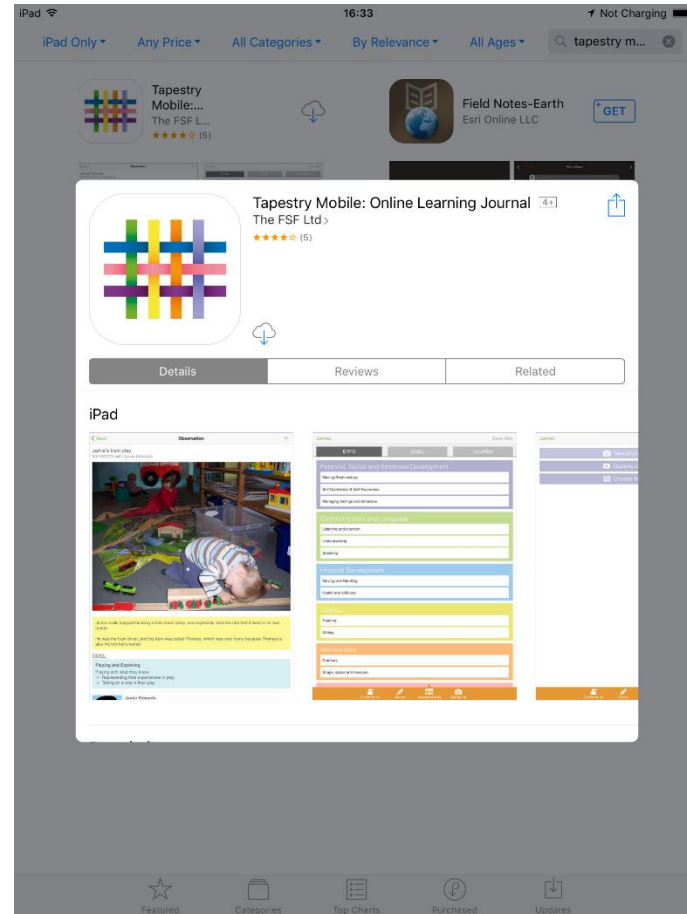
- Need help?** with a sub-button **Tapestry Tutorials**.
- New to Tapestry?** with a sub-button **What is Tapestry?**.

The bottom of the browser window shows a Windows taskbar with the search bar, task view, and several application icons. The system tray on the right shows the time "16:24" and the date "16/08/2017".

Download the app from the app store.
Search for Tapestry mobile: online learning
journal

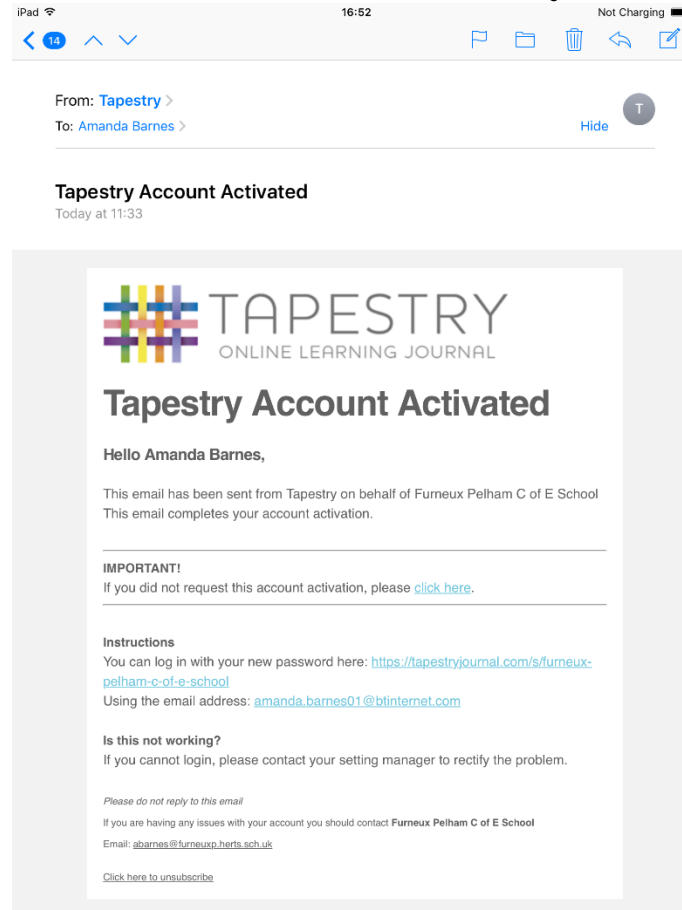


Download and open




You will be able to set a password so that only you can access it. This must not be shared. Please refer to our privacy policy that was in your original pack.

You can access with your email and password which you can set once the link has been sent directly to your email.



Follow the link to log in using your email and password.

App Store 16:33 Not Charging

 TAPESTRY

[Login not working?](#)

Your input for learning and
wow moments is invaluable
to us.

Use the add files to
add photos and then
upload them

MAKE SURE TO SAVE
THEM!!

iPad 17:04 Not Charging

The Foundation Stage Forum Ltd.

Observations Children Amanda Barnes

It needs a title

Notes

Put a comment for context. I.e. Did they have help or do something independently

Options

Created *

16 Aug 2017 05:03 PM

Media

IMG_0097.JPG Uploaded

Edit Delete

Drag and drop files here or use the [Add Files](#) button below

Add Files Start Upload Delete Selected Media

Save & Add Another Save

Click "Save" to save your observation and view it.

When your child is a focus child you can add photos and comments for them to share in class. This will help develop their speaking, listening and confidence.



Planning for your child's learning journey

Next week we will be focusing on _____. We will be observing them while they play to find out more about their interests and how they are progressing. If you can, please take some pictures (**no more than 10**) of your child/family enjoying activities out of school. These can be uploaded to Tapestry.

We value the knowledge and understanding you have of your child and would really appreciate it if you would share this with us so that together we can plan activities to meet your child's needs. This will help us plan for their future learning and development.

Is there anything significant happening in your child's life at the moment e.g. visits, holidays, new pets, family celebrations? Is there anything you would like to tell us about your child?

Do you have anything you would like to ask us about your child's progress and development?



Please return this sheet by _____ so that we can add your thoughts and ideas to the planning process. Pictures can be uploaded to Tapestry.

If your child would like to bring something to show to the class, please send that to school on Thursday

Children will be a focus child
approximately every half term.

discuss progress and next steps after that week.

Therefore you won't need to come to the 2 parent consultation evenings as you will effectively have 5 or 6 a year.

What to expect, when?

Guidance to your child's learning and development
in the early years foundation stage



Supported by



Department
for Education



Mathletics

Same principle applies for downloading.

There will be a login and password in the front of your home school diary.